

**NIGHTHAWK®****Nighthawk® Mesh WiFi 6 System**

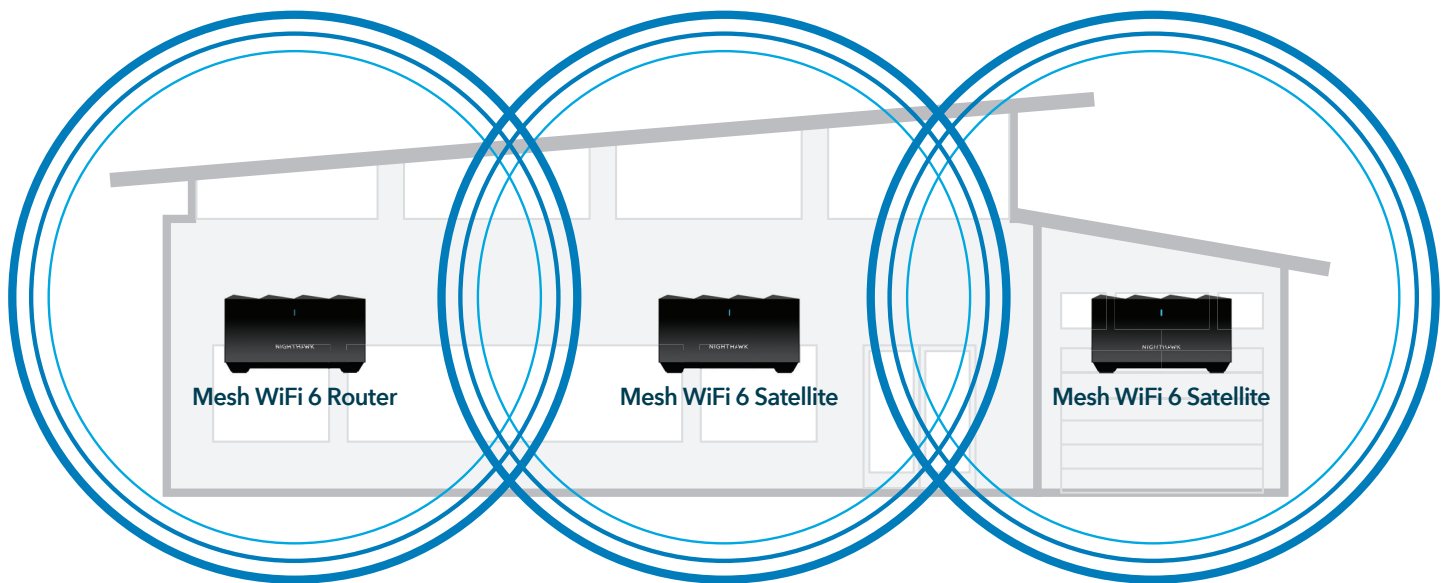
## Advanced Whole Home WiFi

With Nighthawk® Mesh WiFi 6 System you'll enjoy advanced whole home WiFi designed to deliver smooth video streaming and fast online gaming to more devices at the same time.

Experience the next generation of WiFi 6, perfect for medium to large homes up to 4,500 sq. ft.<sup>†</sup> and internet speeds over 100Mbps<sup>†</sup>. The Nighthawk Mesh System comes with a high-powered router and two

satellites to provide you with broad WiFi coverage, so you can eliminate dead zones by easily placing satellites wherever needed. Setup in minutes and control your home's WiFi with the Nighthawk App.

**NETGEAR®**



## Enjoy fast, expansive WiFi with Nighthawk Mesh WiFi 6 System

Introducing WiFi 6—the latest generation of WiFi that delivers four times better performance than AC WiFi. With innovative technologies, WiFi 6 delivers a huge boost in speed and total capacity. Rising to the challenges of modern smart home demands, this new standard of WiFi is ready to support more devices with better reliability and faster speeds. WiFi 6 is backward compatible with 802.11 ac/n/a/g/b.

### Latest WiFi Technology

WiFi 6 designed for faster, more reliable connections, smoother streaming and 4-times the device connection capacity of previous WiFi standards.  
100% backwards compatible.

### Super-Fast WiFi

Combined WiFi speeds over 1.8Gbps keep up with your family's streaming, gaming and smart home needs.

### Whole Home Coverage

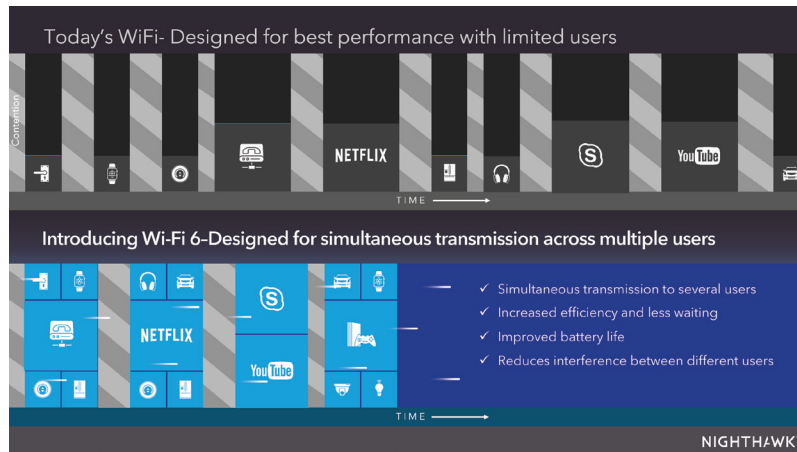
Eliminate WiFi dead zones by simply placing satellites throughout your home to form a smart, reliable WiFi network and coverage to every room.

### Expandable

Add satellites to expand your coverage even further. The compact and sleek design makes it easy to place almost anywhere to enjoy stronger WiFi everywhere.

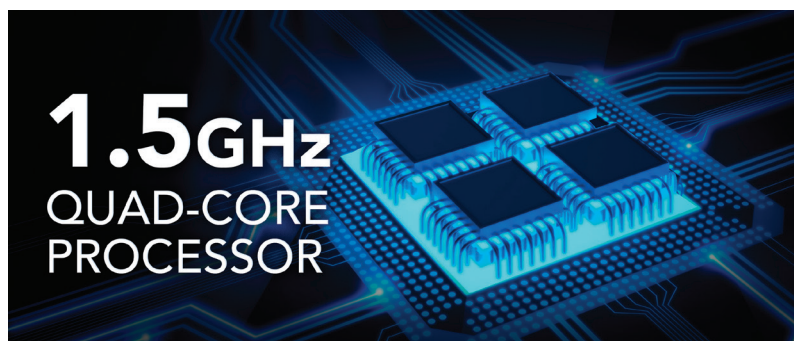
## Orthogonal Frequency Division Multiple Access (OFDMA)

Using the OFDMA<sup>1</sup> feature of WiFi 6, the WiFi traffic is managed much more efficiently since data is transmitted from different devices concurrently, rather than having each device's data wait for its turn. This results in an efficient use of air-time, reduced latency, and increased bandwidth to add more devices to your network.



## Ultra-Powerful AX-Optimized Quad-Core Processor

The Nighthawk WiFi 6 Mesh System is powered by a 1.5GHz quad-core processor, is built for performance at an ultimate level. The ultra-fast processor enables the router to seamlessly handle data intensive applications such as 4K UHD video streaming, VR/AR gaming, as well as provide a stronger, more reliable WiFi experience. This powerful processor is optimized for AX making intelligent spontaneous decisions to schedule data traffic to maximize WiFi Bandwidth utilization.



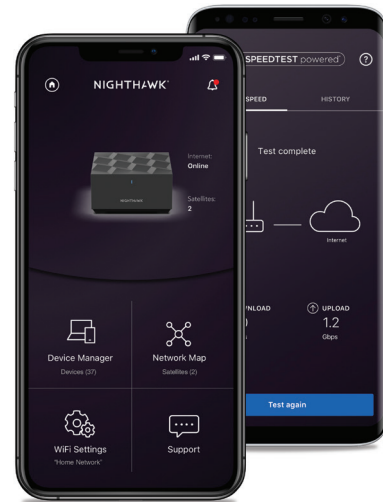
# NIGHTHAWK®


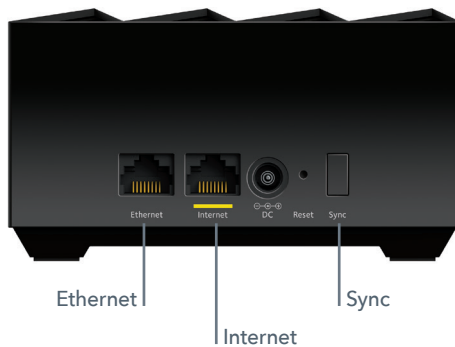
## Nighthawk® Mesh WiFi 6 System

### Nighthawk App

The NETGEAR Nighthawk® App makes it easy to set up your Nighthawk Mesh WiFi 6 System and get more out of your WiFi. With the app, you can install your Mesh WiFi 6 Router and Satellites in a few steps—just connect your mobile device to the router network and the app will walk you through the rest. Once set up, you can use the intuitive dashboard to pause the Internet on your connected devices, run a quick Internet speed test, and much more!

- Remote Management – Easily monitor your home network anytime, anywhere
- Internet Speed Test – Check the broadband speeds from your service provider
- Pause Internet – Pause the Internet to any device
- Traffic Meter – Track Internet data usage
- Guest Networks – Set up separate WiFi access for guests
- Quick Setup – Get connected in just minutes
- Get it at [nighthawk-app.com](https://nighthawk-app.com)



**NIGHTHAWK®****Nighthawk® Mesh WiFi 6 System****Router (MR60)****Satellite (MS60)**

© 2019 NETGEAR, Inc. NETGEAR, NIGHTHAWK, and the NETGEAR Logo are trademarks of NETGEAR, Inc. Wi-Fi EasyMesh is a trademark of Wi-Fi Alliance. Any other trademarks on this package are for reference purposes only.

This router does not support some of the mandatory features ratified in Draft 3.0 of IEEE 802.11AX specification, such as Uplink OFDMA, Target Wake Time, and BSS Coloring.

This product comes with a limited warranty that is valid only if purchased from a NETGEAR authorized reseller.

\* 90-day complimentary technical support following purchase from a NETGEAR authorized reseller.

† Maximum wireless signal rate derived from IEEE 802.11 specifications. Actual data throughput and wireless coverage will vary and may be lowered by network and environmental conditions, including network traffic volume and building construction. NETGEAR makes no representations or warranties about this product's compatibility with future standards.

‡ MU-MIMO capability requires both router and client device to support MU-MIMO.

1 Requires compatible AX clients with DL-OFDMA and UL-OFDMA support.

**NETGEAR®**



# NIGHTHAWK®

# Nighthawk® Mesh WiFi 6 System

## Box Contents

- One (1) Mesh WiFi 6 Router (MR60)
- Two (2) Mesh WiFi 6 Satellites (MS60)
- One (1) 2 m Ethernet cable
- Three (3) 12V/1.5A power adapters
- Quick start guide

## Physical Specifications

- Mesh WiFi 6 Router (MR60)
  - Dimensions: 4.8 x 4.8 x 2.5in
  - Weight: 0.63lb
- Mesh WiFi 6 Satellites (MS60)
  - Dimensions: 4.8 x 4.8 x 2.5in each
  - Weight: 0.63lb each

## Standards

- Simultaneous Dual-band WiFi
  - Radio 1: IEEE® 802.11b/g/n/ax 2.4GHz-1024QAM support
  - Radio 2: IEEE® 802.11a/n/ac/ax 5GHz-1024QAM support
- Tx/Rx: 2x2 (2.4GHz) + 2x2 (5GHz)
- Ports – Mesh WiFi 6 Router (MR60)
  - One (1) WAN 10/100/1000Mbps Gigabit Ethernet port
  - One (1) LAN 10/100/1000Mbps Gigabit Ethernet port
- Ports – Satellites (MS60)
  - One (1) 10/100/1000Mbps Gigabit Ethernet port each

## Technical Specifications

- AX1800 Router & Satellites (1200 + 600Mbps)<sup>†</sup>
- MU-MIMO capable for simultaneous data streaming<sup>†</sup>
- Uplink & Downlink OFDMA<sup>1</sup> – Improved capacity and efficiency
- Explicit Beamforming for 2.4GHz & 5GHz bands
- Processor – Router & Satellites
  - Powerful Quad-Core 1.5GHz processor each
- Memory – Router
  - 128MB Flash and 256MB RAM
- Memory – Satellite
  - 128MB Flash and 256MB DRAM
- Antenna
  - Four (4) high performance internal antennas each
- Push Button WPS/SYNC support

## Key Features

- WiFi EasyMesh – Nighthawk Mesh WiFi 6 system supports Wi-Fi EasyMesh™ a standard that will bring added flexibility to consumers by enabling this mesh system to interoperate with other satellites or extenders that support the standard in the future.
- WiFi 6 supports all current WiFi devices– Backward compatible with Wi-Fi 5 and earlier generation devices.
- 4-Stream WiFi – Stream smooth 4K UHD content to Smart TVs, mobile devices, and gaming consoles.
- Powerful Quad-Core Processor – More processing power increases the overall performance of your network.
- Whole Home WiFi – Eliminate WiFi dead zones by simply placing satellites throughout your home to form a smart, reliable WiFi network for coverage to every room.
- Single SSID – Single network name provides seamless room-to-room roaming throughout your home.
- Super-Fast WiFi – Combined speeds up to 1.8Gbps keep up with your family's streaming, gaming, and smart home needs.
- Reliable Coverage – Enjoy strong WiFi throughout homes up to 4,500sq.ft. This mesh WiFi system includes one WiFi router and two satellites to provide reliable coverage for medium-sized homes.
- Uplink & Downlink OFDMA<sup>1</sup> – Improves the network capacity and efficiency. Facilitates efficient data transmission for more devices at the same time in upload and download directions.
- Elegant Design – Compact elegant design of this WiFi System fits with any décor, so you can place them anywhere and enjoy stronger WiFi everywhere.
- Expandable – Add satellites to expand coverage even further. This mesh WiFi system supports Wi-Fi EasyMesh™ for compatibility.
- Setup in Minutes – Setup and control your home WiFi from the palm of your hand with the Nighthawk App.
- Ethernet backhaul – For pre-wired homes, configure your network to use the ethernet for your backhaul and WiFi for your fronthaul.
- Works with Existing WiFi Devices – Supports current WiFi devices and is backward compatible with 802.11 a/b/g/n/ac client devices (Wi-Fi 5 and below).

- Ethernet Ports – Two (2) Gigabit Ethernet ports (1 WAN + 1 LAN) available on the router for your wired applications such as game consoles and smart TVs.
- Guest WiFi Network – Provide internet access to friends and family without sharing your personal network password.
- Compatible with all internet service providers (ISP) – Just connect to your ISP equipment to create high-speed WiFi for your whole home.
- Smart Connect–Intelligently selects the fastest WiFi band for every device connection. One WiFi name for the entire home.
- Nighthawk App–Easily set up your router and get more out of your WiFi. Includes remote access to manage your network away from home.

## Support

- 90-day complimentary technical support following purchase from a NETGEAR authorized reseller
- Join the NETGEAR Community Forum. Visit <http://community.netgear.com>

## Security

- Guest network access – separate & secure
- VPN Support–Secure access to your home network away from home
- WPA3 - Nighthawk Mesh WiFi 6 System comes with world class security with WPA3-Personal. WPA3-Personal brings better WiFi protection to you by providing more robust password-based authentication even when your password is not very strong.
- Secure Boot–Secure Boot ensures only trusted firmware can be used on the hardware and blocks unauthorized firmware tampering.

## Warranty\*

- [www.netgear.com/warranty/](http://www.netgear.com/warranty/)
- Extend your warranty & technical support within 90 days of product purchase [US only]. Visit: [prosupport.netgear.com/home](http://prosupport.netgear.com/home)